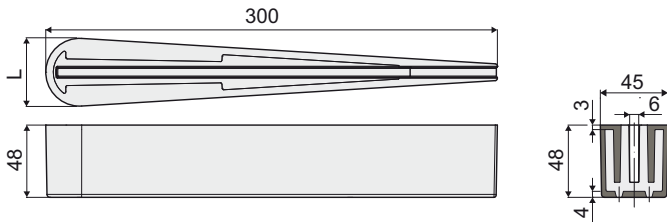


Shoes

Part. 707 Product guide shoe



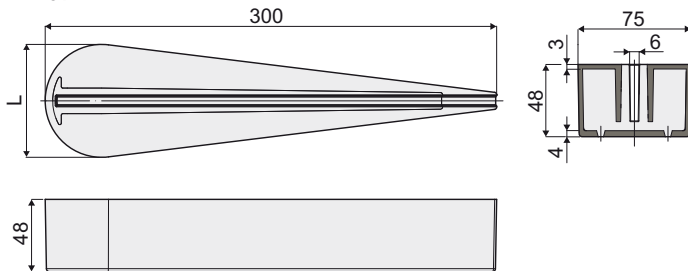
Type 1



L (mm)	Type 1 Code
45	707 / 84210



Type 2



L (mm)	Type 2 Code
75	707 / 84211

MATERIALS: Internal part made of reinforced polypropylene, black color; external covering in polyethylene, black color.

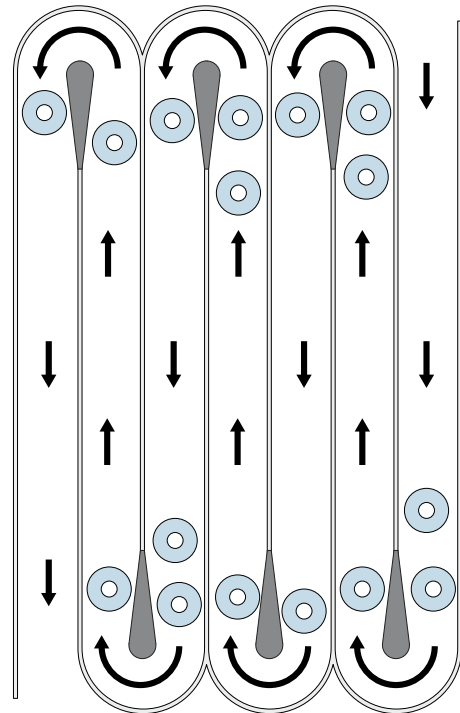
FEATURES: To be used as product guide in the conveyor systems.

BOX QUANTITY: 12 pieces.

ON REQUEST:

- Box quantities: According to your request.

Example of application



Example of application

