



I Application

The divert seat valve is a hygienic single seat pneumatically operated valve with a wide range of applications in the pharmaceutical industry.

I Operating principle

Seat valves are operated automatically by a single-acting or a double-acting pneumatic actuator. By supplying compressed air, the shaft is moved to place the valve in the "open" or "closed" position.

The 180° rotation of the pneumatic cylinder of single-acting actuators allows to have a normally open or normally closed valve.

I Design and features

Compact and robust design.

Normally closed valve (NC) in the standard version.

The valve can be changed to normally open (NO) by simply reversing the position of the pneumatic actuator.

360° adjustable body.

Open lantern allows visual inspection of the shaft sealing.

Easy assembly/disassembly of internal parts by loosening the clamp fastener.

Standard connections: CLAMP OD.

Traceability of components.

I Materials

Parts in contact with the product	AISI 316L
Other St. St. parts	AISI 304
Gasket	EPDM according FDA 177.2600
Internal surface finish	Ra ≤ 0,5 µm
External surface finish	bright finish

I Options

Gaskets: FPM (Viton®).

Connections: weld.

Double-acting actuator.

Twin Stop actuator.

External position sensors.

Steam barrier (if shaft sterilisation is required).

Jacketed body.

C-TOP control unit.

Manual actuation

ATEX version.

Material and surface finish certificates.

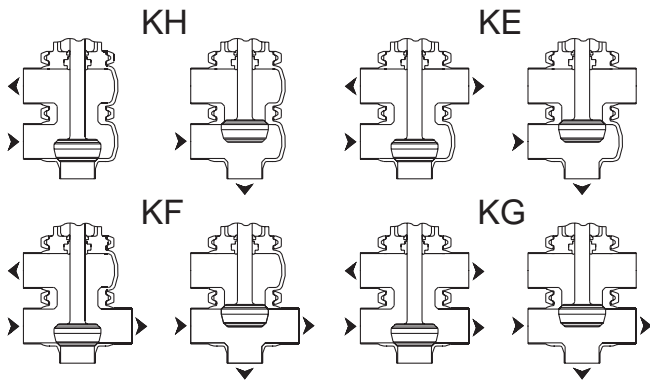
Option:
manual actuation



I Technical specifications

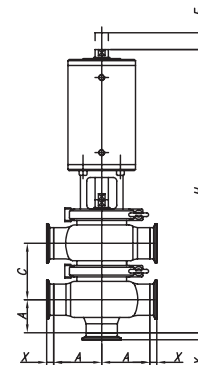
Available sizes	DN 1" - DN 4"	
Working temperature	-10 °C to +120 °C (EPDM)	14 °F to 248 °F
	+140 °C (SIP, max. 30 min)	284 °F
Max. working pressure	10 bar	145 PSI
Compressed air pressure	6-8 bar	87-116 PSI
Air supply connections	G1/8" (BSP)	

I Various configurations of bodies



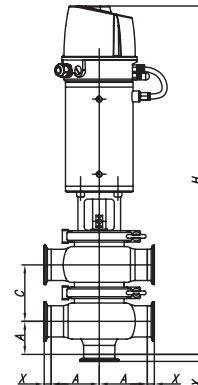
K valve

DN	A	C	E	H	X
DN-1"	50	56	22	330	13
DN-1 1/2"	60	68	22	356	
DN-2"	70	84	32	442	
DN-2 1/2"	80	100	36	522	
DN-3"	90	115	36	555	
DN-4"	125	138	36	620	16



K valve with C-TOP

DN	A	C	H	X
DN-1"	50	56	430	13
DN-1 1/2"	60	68	456	
DN-2"	70	84	542	
DN-2 1/2"	80	100	622	
DN-3"	90	115	655	
DN-4"	125	138	720	16



The information contained in this brochure is for guidance only. We reserve the right to modify any material or feature without notice in advance. For further information, please, consult our web site. www.inoxpa.com

