


SCV Series

CKAN

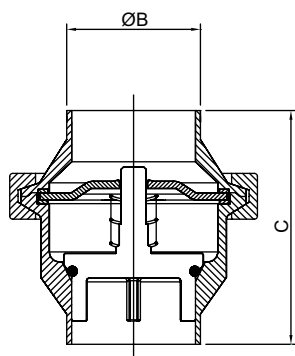
 Sanitary Spring Check Valve

 卫生级弹簧止回阀



Weld Check Valve

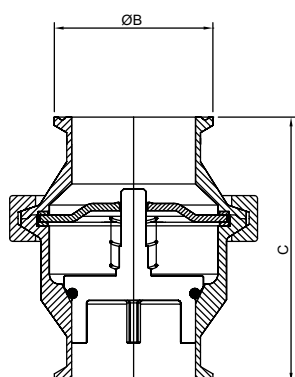
焊接止回阀



SIZE	B		C	
	in	mm	in	mm
1/2"	0.50	12.7	3.19	81
3/4"	0.75	19.05	3.19	81
1"	1.00	25.4	3.19	81
1 1/2"	1.50	38.1	3.19	81
2"	2.00	50.8	3.58	91
2 1/2"	2.50	63.5	3.74	95
3"	3.00	76.2	3.98	101
4"	4.00	101.6	4.33	110

Clamp Check Valve

快装止回阀



SIZE	B		C	
	in	mm	in	mm
1/2"	0.99	25.4	3.27	83
3/4"	0.99	25.4	3.27	83
1"	1.99	50.8	3.74	95
1 1/2"	1.99	50.8	3.74	95
2"	2.52	63.5	4.19	106.4
2 1/2"	3.05	78.7	4.74	120.4
3"	3.58	91.4	4.98	126.4
4"	4.69	119.4	5.57	141.4